



SAFE-TEC

Intercom Helmet Operation Instruction

CHARGING



OPERATION CHIN STRAP



1. Long press +/- to turn on.

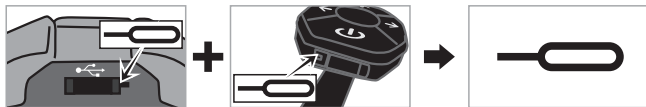


2. Press/release M button to transmit/receive.






3. Short press +/- to adjust volumn.

REMOTE CONTROL



Match the helmet and control as show above



1. Long press any of - or + or  to turn on.
2. Press/release  to transmit/receive.
3. Press -/+ to adjust volumn.
4. Long press  to turn off.