
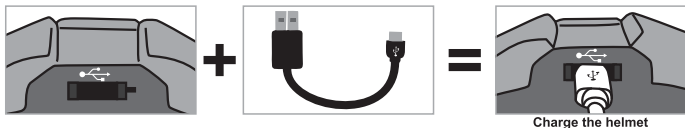


# SAFE-TEC

## Smart Helmet Operation Instruction - TYR

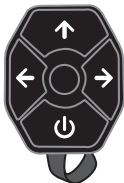
### CHARGING



### OPERATION



**Match** the helmet and control as show above



**Turn on:** Press Left/Right/Go straight button for 2s to turn on the lights.

**Control** the lights: Press Left/Right/Go straight button on remote to control, the lights on helmet will react accordingly.

**Turn off:** Press Power button for 2s.